



## Chars Livelihoods Programme

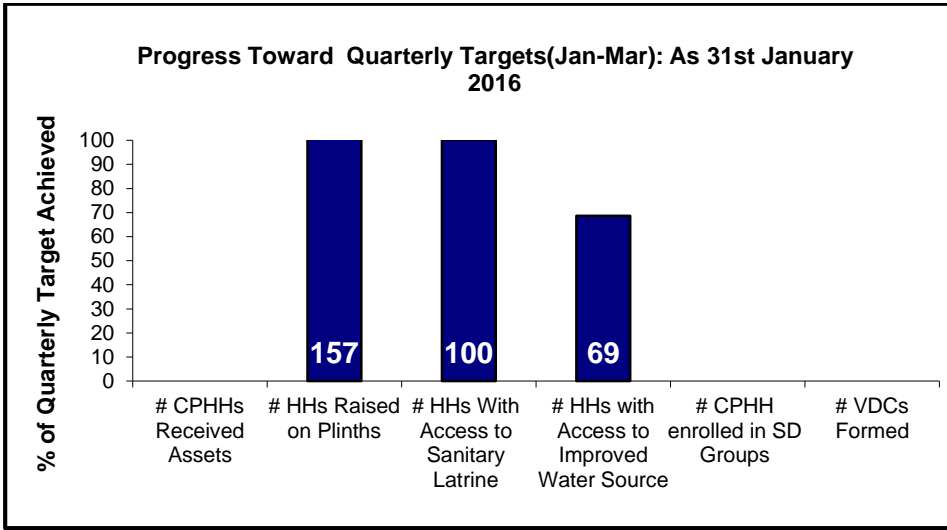
Reducing Extreme Poverty on the Riverine Islands of North West Bangladesh

# Monthly Progress Report January 2016



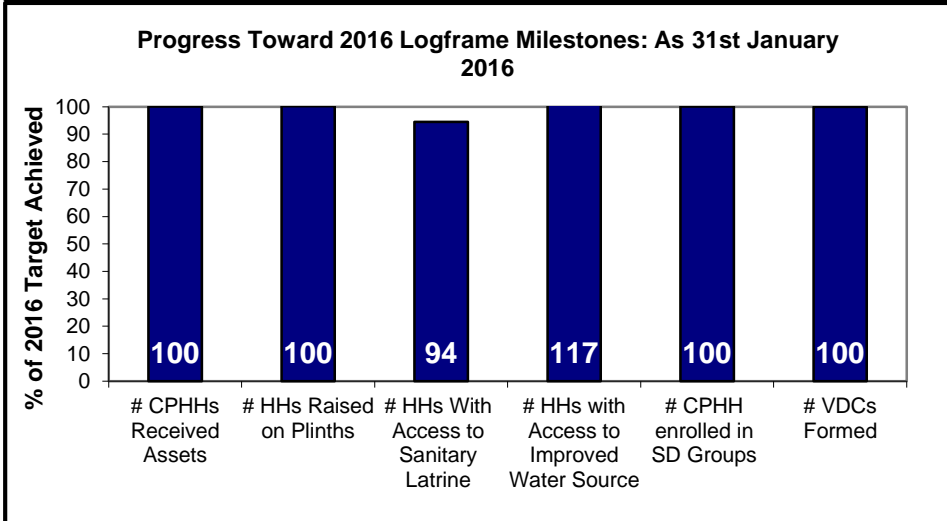
## Chars Livelihoods Programme Summary of Progress Toward Targets

As at **31 January 2016**



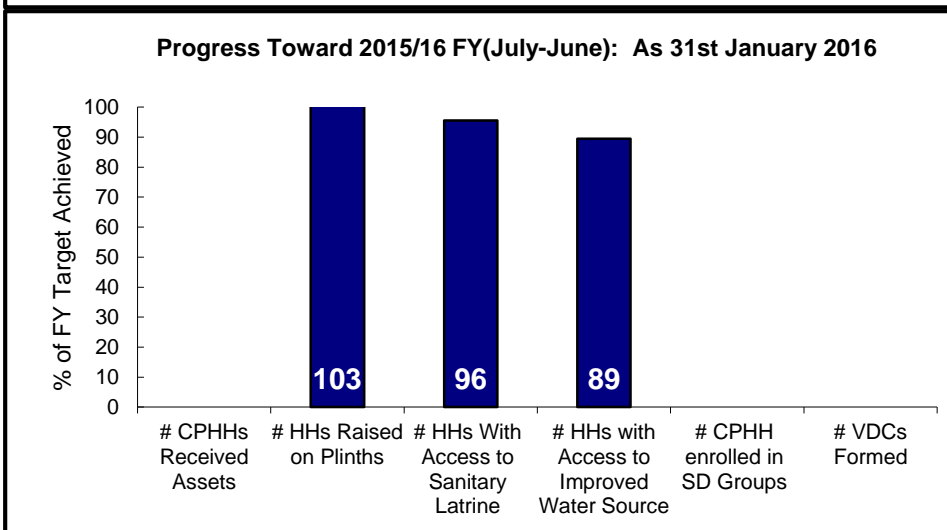
Indicator	Reason for divergence*

\*"divergence" means achievement +-10% from target. Divergence to be reported after the end of the Quarter.



Indicator	Reason for divergence*

\*"divergence" means achievement +-10% from target. Divergence to be reported after the end of the FY.



Indicator	Reason for divergence*

\*"divergence" means achievement +-10% from target. Divergence to be reported after the end of the Logframe Milestones.



# Chars Livelihoods Programme

Reducing Extreme Poverty on the Riverine Islands of North West Bangladesh

## Monthly Progress Report for January 2016

SL#	Name of the Indicators	Monthly Achievement	Quarterly			Financial Year			CLP2	
			Quarterly Target	Quarterly Achievement	%	FY Target	FY Achievement	%	CLP2 Target	CLP2 Achievement
<b>1.0</b>	<b>INFRASTRUCTURE</b>									
1.	# of plinths raised	512	346	512	147.98	1960	1856	94.69	31763	30638
2.	# of HHs raised on plinths	1523	970	1523	157.01	4970	5098	102.58	77000	77145
3.	# of female HH members benefiting from raised plinths	2964	1887.78	2964	157.01	9672	9922	102.58	149854	150255
4.	# of male HH members benefiting from raised plinths	2960	1885.52	2960	157.01	9661	9909	102.57	149676	150074
5.	# of concrete pillars with flood marks installed	N/A	N/A	N/A	N/A	N/A	N/A	N/A	545	570
6.	# of 5-ring slab sanitary latrines installed (CPHHs)	N/A	N/A	N/A	N/A	N/A	N/A	N/A	8334	8334
7.	# of low cost sanitary latrines installed	3730	3720	3730	100.27	22600	20829	92.16	141666	151998
8.	# HHs with access to a sanitary latrine	3730	3720	3730	100.27	21800	20829	95.55	150000	160332
9.	# of female HH members with access to a sanitary latrine	7259	7239.74	7259	100.27	42426	40536	95.55	291925	314229
10.	# of male HH members with access to a sanitary latrine	6502	6414.65	6502	101.36	42376	37773	89.14	291575	311141
11.	# of shallow tube-wells installed	384	538	384	71.38	2700	2481	91.89	9279	11127
12.	# of tube-well platforms installed	433	660	433	65.61	3300	2866	86.85	22892	22902
13.	# of HHs with access to an improved water source	2835	4132	2835	68.61	20700	18522	89.48	105000	122885
14.	# of female HH members with access to an improved water source	5517	8041.56	5517	68.61	40286	36047	89.48	204348	239156
15.	# of male HH members with access to an improved water source	5511	8031.92	5511	68.61	40237	36004	89.48	204102	238870
16.	# of tube-wells tested on arsenic	818	1000	818	81.80	6000	5440	90.67	35000	38711
17.	# of tube-wells mechanics trained	0	0	0	.	0	0	.	0	0
18.	# of GPS coordinates recorded	7060	12000	7060	58.83	25000	28715	114.86	150000	201490
19.	Equivalent # of person days work	336655	325000	336655	103.59	325000	336655	103.59	2028000	2103032
20.	# of people employed	9531	8000	9531	119.14	8000	9531	119.14	62978	67445



# Chars Livelihoods Programme

Reducing Extreme Poverty on the Riverine Islands of North West Bangladesh

## Monthly Progress Report for January 2016

SL#	Name of the Indicators	Monthly Achievement	Quarterly			Financial Year			CLP2	
			Quarterly Target	Quarterly Achievement	%	FY Target	FY Achievement	%	CLP2 Target	CLP2 Achievement
a	Women	558	1200	558	46.50	1200	558	46.50	9447	8468
b	Men	8973	6800	8973	131.96	6800	8973	131.96	53510	58977
<b>2.0</b>	<b>LIVELIHOODS DEVELOPMENT</b>									
<b>2.1</b>	<b>ASSET TRANSFER</b>									
21.	# of CPHHs received assets	N/A	N/A	N/A	N/A	N/A	N/A	N/A	78000	78026
22.	# of CPHHs received cattle as primary asset	N/A	N/A	N/A	N/A	N/A	N/A	N/A	76344	76431
23.	# of CPHHs received cross-bred cattle as primary asset	N/A	N/A	N/A	N/A	N/A	N/A	N/A	6623	7421
24.	# of CPHHs received local cattle as primary asset	N/A	N/A	N/A	N/A	N/A	N/A	N/A	69721	69010
25.	# of CPHHs received land lease as primary asset	N/A	N/A	N/A	N/A	N/A	N/A	N/A	1372	1358
26.	# of CPHHs received other assets as primary asset	N/A	N/A	N/A	N/A	N/A	N/A	N/A	284	237
27.	# of CPHHs received stipends (for 1st time)	N/A	N/A	N/A	N/A	N/A	N/A	N/A	78000	78019
<b>2.2</b>	<b>HOME GARDENING</b>									
28.	# of CPHHs completed HG training	N/A	N/A	N/A	N/A	N/A	N/A	N/A	76000	76560
29.	# of person days HG training provided to CPHHs (basic HG + Refreshers training)	23	187	23	12.30	13500	13216	97.90	217515	217741
30.	# of CPHHs received vegetable seeds	N/A	N/A	N/A	N/A	N/A	N/A	N/A	76000	76021
31.	# of CPHHs received all tree saplings	N/A	N/A	N/A	N/A	160	173	108.13	69000	68653
32.	# of CPHHs established compost pits	N/A	N/A	N/A	N/A	850	882	103.76	70500	70334
33.	# of vegetable pits established by CPHHs	N/A	N/A	N/A	N/A	N/A	N/A	N/A	294750	296386
34.	# of plinths planted with grass / fodder	N/A	N/A	N/A	N/A	100	150	150.00	63000	62210
<b>2.3</b>	<b>LIVESTOCK</b>									
35.	# of CPHHs completed livestock training	N/A	N/A	N/A	N/A	1350	1265	93.70	78000	75901
36.	# of person days livestock training provided to CPHHs	290	463	290	62.63	15000	14457	96.38	407000	405229



# Chars Livelihoods Programme

Reducing Extreme Poverty on the Riverine Islands of North West Bangladesh

## Monthly Progress Report for January 2016

SL#	Name of the Indicators	Monthly Achievement	Quarterly			Financial Year			CLP2	
			Quarterly Target	Quarterly Achievement	%	FY Target	FY Achievement	%	CLP2 Target	CLP2 Achievement
37.	# of cattle vaccinated (4 doses)	N/A	N/A	N/A	N/A	N/A	N/A	N/A	68800	68858
38.	# of cattle de-wormed (3 doses)	832	1500	832	55.47	5000	4635	92.70	60000	55274
39.	# of cattle artificially inseminated	80	180	80	44.44	1000	641	64.10	21300	20268
<b>2.4</b>	<b>POULTRY</b>									
40.	# of HHs received Inputs supports to model rearer	N/A	N/A	N/A	N/A	N/A	N/A	N/A	5590	5592
41.	# of CPHHs received training on backyard poultry rearing	N/A	N/A	N/A	N/A	N/A	N/A	N/A	59700	59743
42.	# of CPHHs completed training on model poultry rearing techniques	N/A	N/A	N/A	N/A	9	0	0.00	5562	5548
43.	# of person days training received by CPHHs poultry rearing training	271	300	271	90.33	2050	2006	97.85	313200	313727
44.	# of poultry vaccinators received Inputs supports for poultry vaccination	N/A	N/A	N/A	N/A	N/A	N/A	N/A	716	712
45.	# of poultry vaccinators received training on poultry vaccination techniques	N/A	N/A	N/A	N/A	N/A	N/A	N/A	800	799
<b>2.5</b>	<b>LIVESTOCK SERVICES</b>	N/A	N/A	N/A	N/A					
46.	# People completed training as Livestock Service Providers (Paravets)	N/A	N/A	N/A	N/A	N/A	N/A	N/A	324	322
47.	# of person days field training for Livestock Service Providers provided	N/A	N/A	N/A	N/A	750	756	100.80	15600	15586
48.	# of livestock vaccination camp organized at community level	N/A	N/A	N/A	N/A	20	52	260.00	410	425
<b>3.0</b>	<b>HUMAN DEVELOPMENT</b>									
<b>3.1</b>	<b>SOCIAL DEVELOPMENT</b>									
49.	# of SD groups formed	N/A	N/A	N/A	N/A	N/A	N/A	N/A	3535	3561
50.	# of female HH members benefiting from SD groups	N/A	N/A	N/A	N/A	26413	26264	99.44	26448	26264
51.	# of male HH members benefiting from SD groups	N/A	N/A	N/A	N/A	26382	26232	99.43	26417	26232



# Chars Livelihoods Programme

Reducing Extreme Poverty on the Riverine Islands of North West Bangladesh

## Monthly Progress Report for January 2016

SL#	Name of the Indicators	Monthly Achievement	Quarterly			Financial Year			CLP2	
			Quarterly Target	Quarterly Achievement	%	FY Target	FY Achievement	%	CLP2 Target	CLP2 Achievement
52.	# of CPHH members enrolled in SD groups	N/A	N/A	N/A	N/A	N/A	N/A	N/A	78000	78026
53.	# of SD groups currently active	615	615	615	100.00	615	615	100.00	615	615
54.	# of participants active within SD groups	13457	13453	13457	100.03	13590	13457	99.02	13590	13457
55.	# of person-days of SD training provided to CPHHs	49875	99966	49875	49.89	271800	342551	126.03	4659904	4712330
56.	# of person-days of selected SD training provided to non-CPHHs	13708	33056	13708	41.47	69500	121309	174.55	342880	515255
57.	# of VDCs formed	N/A	N/A	N/A	N/A	N/A	N/A	N/A	465	465
58.	# of VDCs currently active	165	165	165	100.00	165	165	100.00	165	165
59.	# of adolescent girls groups formed	N/A	N/A	N/A	N/A	N/A	N/A	N/A	459	459
60.	# of adolescent girls enrolled	N/A	N/A	N/A	N/A	N/A	N/A	N/A	9837	8880
61.	# of adolescent girls groups active	71	71	71	100.00	71	71	100.00	71	71
62.	# of adolescent boys groups formed	N/A	N/A	N/A	N/A	N/A	N/A	N/A	462	461
63.	# of adolescent boys enrolled	N/A	N/A	N/A	N/A	N/A	N/A	N/A	9952	8991
64.	# of adolescent boys groups active	70	70	70	100.00	70	70	700.00	70	70
65.	# of person days training provided for opinion leaders	N/A	N/A	N/A	N/A	N/A	N/A	N/A	2364	2406
66.	# of person days training provided for male orientation	N/A	N/A	N/A	N/A	N/A	N/A	N/A	7230	7649
67.	# of couples received 1 day orientation on gender sensitivity	N/A	N/A	N/A	N/A	4460	4460	100.00	65000	65012
68.	# of Community Melas held	N/A	N/A	N/A	N/A	N/A	N/A	N/A	165	165
69.	# of installed low-cost latrines through motivation	1815	4067	1815	44.63	0	8488	.	69110	84181
<b>3.2</b>	<b>SOCIAL PROTECTION</b>									
70.	# of community safety net recipients enrolled	N/A	N/A	N/A	N/A	N/A	N/A	N/A	3370	3800
71.	# of people currently receiving Community Safety Nets	N/A	N/A	N/A	N/A	612	611	99.84	615	611



# Chars Livelihoods Programme

Reducing Extreme Poverty on the Riverine Islands of North West Bangladesh

## Monthly Progress Report for January 2016

SL#	Name of the Indicators	Monthly Achievement	Quarterly			Financial Year			CLP2	
			Quarterly Target	Quarterly Achievement	%	FY Target	FY Achievement	%	CLP2 Target	CLP2 Achievement
72.	# of people receiving Incapacity & Vulnerability Grants recipients enrolled	97	0	97	.	1000	1842	184.2	14024	13674
73.	# of people currently receiving Incapacity & Vulnerability Grants	1210	1031	1210	117.36		1210	.		1210
74.	# of Emergency Grants provided	N/A	N/A	N/A	N/A	300	179	59.67	41300	40550
<b>3.3</b>	<b>PHC&amp;FP Project</b>									
75.	# of satellite clinics conducted	268	544	268	49.26	2176	1876	86.21	32136	32936
76.	# of patient consultations	21557	27200	21557	79.25	108800	145644	133.86	1825259	2011938
77.	# of patients from CPHHs	20059	23120	20059	86.76	92480	135901	146.95	1570393	1755829
78.	# of patients from non-CPHHs	1498	4080	1498	36.72	16320	9743	59.70	255128	256371
79.	# of Health, Nutrition and Education (HNE) sessions conducted	576	1152	576	50.00	4608	4032	87.50	81153	84904
80.	# of participants HNE sessions	13681	23040	13681	59.38	92160	97336	105.62	1865912	2001158
81.	# of CPHH members	10732	18432	10732	58.22	73728	77949	105.73	1443439	1550628
82.	# of non-CPHH members	2949	4608	2949	64.00	18432	19387	105.18	422473	450530
<b>3.4</b>	<b>VSL Project</b>									
83.	# of core VSL groups formed	N/A	N/A	N/A	N/A	N/A	N/A	N/A	3535	3479
84.	# of female HH members benefiting from core VSL groups	N/A	N/A	N/A	N/A	53146	96623	181.81	102123	96623
85.	# of male HH members benefiting from core VSL groups	N/A	N/A	N/A	N/A	53082	96507	181.81	102001	96507
86.	# of CPHH members enrolled in core VSL groups	N/A	N/A	N/A	N/A	N/A	N/A	N/A	78000	75232
87.	# of core VSL groups active	612	609	612	100.49	609	2287	375.53	1184	2287
88.	# of CPHH members active in core VSL groups	13435	13538	13435	99.24	13406	51126	381.37	26111	51126
89.	# of non-Core VSL groups formed	N/A	N/A	N/A	N/A	N/A	N/A	N/A	3535	3483
90.	# of non-CPHH members enrolled	N/A	N/A	N/A	N/A	N/A	N/A	N/A	78000	79924



# Chars Livelihoods Programme

Reducing Extreme Poverty on the Riverine Islands of North West Bangladesh

## Monthly Progress Report for January 2016

SL#	Name of the Indicators	Monthly Achievement	Quarterly			Financial Year			CLP2	
			Quarterly Target	Quarterly Achievement	%	FY Target	FY Achievement	%	CLP2 Target	CLP2 Achievement
91.	# of non-core VSL groups active	737	614	737	120.03	614	3140	511.40	1183	3140
92.	# of non-CPHH members active in non-core VSL groups	16449	13902	16449	118.32	13902	71469	514.09	26363	71469
<b>3.5</b>	<b>Direct Nutrition Intervention Project</b>									
93.	# of pregnant women visited	1684		1684	.	N/A	N/A	N/A	N/A	N/A
94.	# of 0-6 m children visited	2324		2324	.	N/A	N/A	N/A	N/A	N/A
95.	# of 7-24 m children visited	6731		6731	.	N/A	N/A	N/A	N/A	N/A
96.	# of adolescent girls visited	10121		10121	.	N/A	N/A	N/A	N/A	N/A
97.	# of IFA tab distributed to PW	53146		53146	.	N/A	N/A	N/A	N/A	N/A
98.	# of IFA tab distributed to breastfeeding women	72826		72826	.	N/A	N/A	N/A	N/A	N/A
99.	# of IFA tab distributed to adolescent girls	80946		80946	.	N/A	N/A	N/A	N/A	N/A
100.	# of DW doses to children of 12-59 m	0		0	.	N/A	N/A	N/A	N/A	N/A
101.	# of DW doses to adolescent girls	0		0	.	N/A	N/A	N/A	N/A	N/A
102.	# of DW doses to other household members	0		0	.	N/A	N/A	N/A	N/A	N/A
103.	# of MNP sachets distributed to children of 7-24 m	64380		64380	.	N/A	N/A	N/A	N/A	N/A
104.	# of PW consuming adequate # of meals in a day	1626		1626	.	N/A	N/A	N/A	N/A	N/A
105.	# of PW maintaining diet diversity	1588		1588	.	N/A	N/A	N/A	N/A	N/A
106.	# of PW consumed adequate # of IFA tablets	1840		1840	.	N/A	N/A	N/A	N/A	N/A
107.	# of breastfeeding women consumed adequate # of IFA tablets	2188		2188	.	N/A	N/A	N/A	N/A	N/A
108.	# of 0-6 m Children EBF completed	261		261	.	N/A	N/A	N/A	N/A	N/A
109.	# of 7-24m children consumed adequate # of meal (24 h recall)	6388		6388	.	N/A	N/A	N/A	N/A	N/A
110.	# of 7-24m children consumed animal food (24 h recall)	6284		6284	.	N/A	N/A	N/A	N/A	N/A





# Chars Livelihoods Programme

Reducing Extreme Poverty on the Riverine Islands of North West Bangladesh

## Monthly Progress Report for January 2016

SL#	Name of the Indicators	Monthly Achievement	Quarterly			Financial Year			CLP2	
			Quarterly Target	Quarterly Achievement	%	FY Target	FY Achievement	%	CLP2 Target	CLP2 Achievement
111.	# of 7-24 m children consumed adequate # of MNP	2320		2320	.	N/A	N/A	N/A	N/A	N/A
112.	# of adolescent girls consumed adequate # of meals (24 h)	9927		9927	.	N/A	N/A	N/A	N/A	N/A
113.	# of adolescent girls consumed adequate # of IFA tablets	10122		10122	.	N/A	N/A	N/A	N/A	N/A
114.	# of mothers of 7-24 m children washed hand with soap before feeding child (observation)	6328		6328	.	N/A	N/A	N/A	N/A	N/A
115.	Prevalence of diarrhoea among the children visited (7 day recall)	13		13	.	N/A	N/A	N/A	N/A	N/A
116.	Total no. of people reached in any form by the nutrition project	58485		58485	.	N/A	N/A	N/A	N/A	N/A
117.	Total no. of children reached in any form	30013		30013	.	N/A	N/A	N/A	N/A	N/A
118.	Numbers of people reached by each specific activity	58485		58485	.	N/A	N/A	N/A	N/A	N/A
a	Number of pregnant women	12014		12014	.	N/A	N/A	N/A	N/A	N/A
b	Number of 0-6m children	12085		12085	.	N/A	N/A	N/A	N/A	N/A
c	Number of 7-24m children	17928		17928	.	N/A	N/A	N/A	N/A	N/A
d	Number of adolescent girls	16458		16458	.	N/A	N/A	N/A	N/A	N/A
<b>4</b>	<b>MARKET DEVELOPMENT</b>									
119	# of CBC committees formed (all sectors – milk, meat and fodder)	N/A	N/A	N/A	.	N/A	N/A	N/A	70	70
<b>4.1</b>	<b>Milk</b>									
120	# of Milk Business Groups (MBGs) formed	N/A	N/A	N/A	.	N/A	N/A	N/A	120	120
121	# of business group members received milk production training	N/A	N/A	N/A	.	N/A	N/A	N/A	3042	3015
122	# of business group members received milk production refresher's training	N/A	N/A	N/A	.	N/A	N/A	N/A	2434	3030
123	# of linkage meetings carried out between MBGs and other market actors	0	2	0	.	38	38	100.00	550	551



# Chars Livelihoods Programme

Reducing Extreme Poverty on the Riverine Islands of North West Bangladesh

## Monthly Progress Report for January 2016

SL#	Name of the Indicators	Monthly Achievement	Quarterly			Financial Year			CLP2	
			Quarterly Target	Quarterly Achievement	%	FY Target	FY Achievement	%	CLP2 Target	CLP2 Achievement
124	# of new households in MBGs received loans for milk production	6	30	6	.	266	207	77.82	600	1058
<b>4.2</b>	<b>Integrated Meat and Fodder Project</b>									
125	# of Livestock Business Groups (LBGs) formed	0	0	0	.	N/A	N/A	N/A	96	96
126	# of business group members received meat production training	0	0	0	.	202	202	100.00	2652	2652
127	# of business group members received meat production refresher's training	0	0	0	.	N/A	N/A	N/A	2122	2667
128	# of linkage meetings carried out between LBGs and other market actors	0	2	0	.	48	48	100.00	1300	1325
129	# of new households in LBGs received loans for meat production	0	10	0	.	30	64	213.33	600	708