



## Chars Livelihoods Programme

Reducing Extreme Poverty on the Riverine Islands of North West Bangladesh

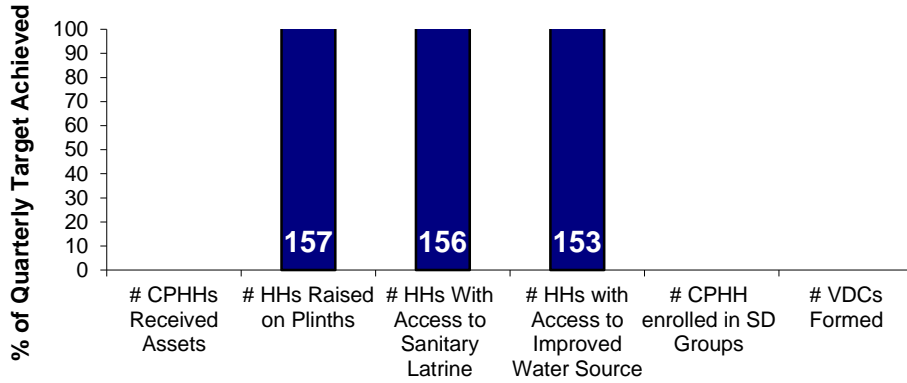
# Monthly Progress Report February 2016



## Chars Livelihoods Programme Summary of Progress Toward Targets

As at **29 February 2016**

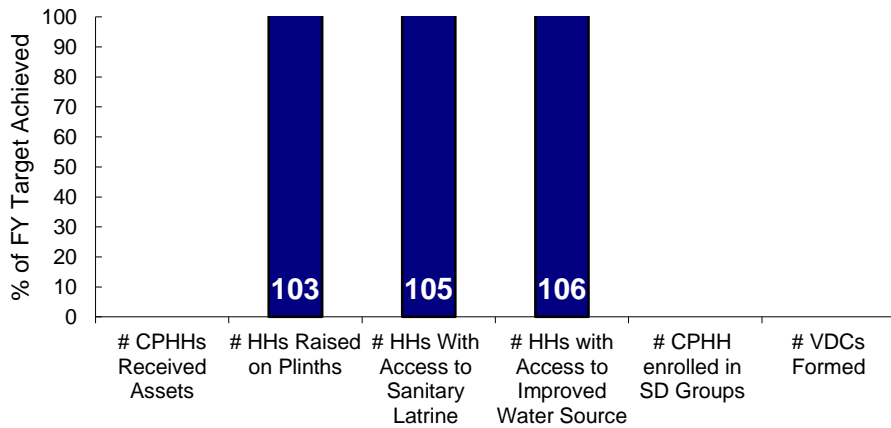
**Progress Toward Quarterly Targets(Jan-Mar): As 29 February 2016**



Indicator	Reason for divergence*

\*"divergence" means achievement +-10% from target. Divergence to be reported after the end of the Quarter.

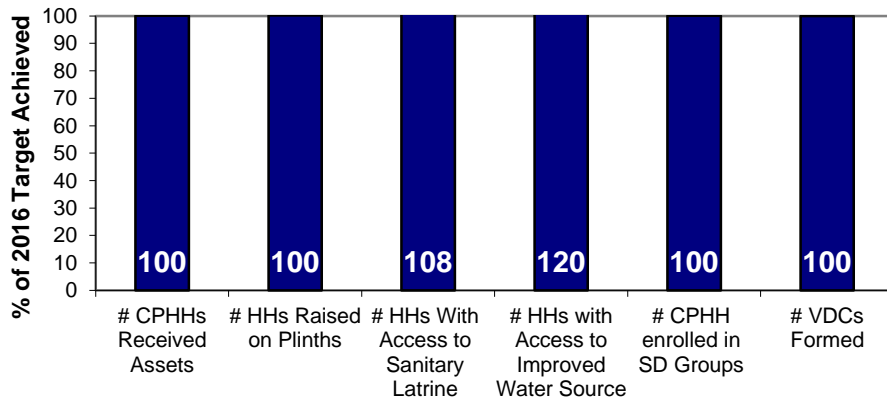
**Progress Toward 2015/16 FY(July-June): As 29 February 2016**



Indicator	Reason for divergence*

\*"divergence" means achievement +-10% from target. Divergence to be reported after the end of the FY.

**Progress Toward 2016 Logframe Milestones: As 29 February 2016**



Indicator	Reason for divergence*

\*"divergence" means achievement +-10% from target. Divergence to be reported after the end of the Logframe Milestones.



# Chars Livelihoods Programme

Reducing Extreme Poverty on the Riverine Islands of North West Bangladesh

## Monthly Progress Report for February 2016

SL#	Name of the Indicators	Monthly Achievement	Quarterly			Financial Year			CLP2	
			Quarterly Target	Quarterly Achievement	%	FY Target	FY Achievement	%	CLP2 Target	CLP2 Achievement
<b>1.0</b>	<b>INFRASTRUCTURE</b>									
1.	# of plinths raised	0	346	512	147.98	1960	1856	94.69	31763	30638
2.	# of HHs raised on plinths	0	970	1523	157.01	4970	5098	102.58	77000	77145
3.	# of female HH members benefiting from raised plinths	0	1888	2964	157.01	9672	9922	102.58	149854	150255
4.	# of male HH members benefiting from raised plinths	0	1886	2960	157.01	9661	9909	102.57	149676	150074
5.	# of concrete pillars with flood marks installed	N/A	N/A	N/A	N/A	N/A	N/A	N/A	545	570
6.	# of 5-ring slab sanitary latrines installed (CPHHs)	N/A	N/A	N/A	N/A	N/A	N/A	N/A	8334	8334
7.	# of low cost sanitary latrines installed	2077	3720	5807	156.10	22600	22906	101.35	141666	154075
8.	# HHs with access to a sanitary latrine	2077	3720	5807	156.10	21800	22906	105.07	150000	162409
9.	# of female HH members with access to a sanitary latrine	4042	7240	11301	156.10	42426	44579	105.07	291925	316075
10.	# of male HH members with access to a sanitary latrine	4037	7231	11288	156.10	42376	44525	105.07	291575	315696
11.	# of shallow tube-wells installed	551	538	935	173.79	2700	3032	112.30	9279	11678
12.	# of tube-well platforms installed	424	660	857	129.85	3300	3290	99.70	22892	23326
13.	# of HHs with access to an improved water source	3476	4132	6311	152.73	20700	21998	106.27	105000	126361
14.	# of female HH members with access to an improved water source	6765	8042	12282	152.73	40286	42811	106.27	204348	245920
15.	# of male HH members with access to an improved water source	6757	8032	12268	152.73	40237	42760	106.27	204102	245626
16.	# of tube-wells tested on arsenic	1177	1000	1995	199.50	6000	6617	110.28	35000	39888
17.	# of tube-wells mechanics trained	N/A	N/A	N/A	N/A	N/A	N/A	N/A	N/A	N/A
18.	# of GPS coordinates recorded	7943	12000	15003	125.03	25000	36658	146.63	150000	209433
19.	Equivalent # of person days work	0	325000	336655	103.59	325000	336655	103.59	2028000	2103032
20.	# of people employed	0	8000	9531	119.14	8000	9531	119.14	62978	67445



# Chars Livelihoods Programme

Reducing Extreme Poverty on the Riverine Islands of North West Bangladesh

## Monthly Progress Report for February 2016

SL#	Name of the Indicators	Monthly Achievement	Quarterly			Financial Year			CLP2	
			Quarterly Target	Quarterly Achievement	%	FY Target	FY Achievement	%	CLP2 Target	CLP2 Achievement
a	Women	0	1200	558	46.50	1200	558	46.50	9447	8468
b	Men	0	6800	8973	131.96	6800	8973	131.96	53510	58977
<b>2.0</b>	<b>LIVELIHOODS DEVELOPMENT</b>									
<b>2.1</b>	<b>ASSET TRANSFER</b>									
21.	# of CPHHs received assets	N/A	N/A	N/A	N/A	N/A	N/A	N/A	78000	78026
22.	# of CPHHs received cattle as primary asset	N/A	N/A	N/A	N/A	N/A	N/A	N/A	76344	76431
23.	# of CPHHs received cross-bred cattle as primary asset	N/A	N/A	N/A	N/A	N/A	N/A	N/A	6623	7421
24.	# of CPHHs received local cattle as primary asset	N/A	N/A	N/A	N/A	N/A	N/A	N/A	69721	69010
25.	# of CPHHs received land lease as primary asset	N/A	N/A	N/A	N/A	N/A	N/A	N/A	1372	1358
26.	# of CPHHs received other assets as primary asset	N/A	N/A	N/A	N/A	N/A	N/A	N/A	284	237
27.	# of CPHHs received stipends (for 1st time)	N/A	N/A	N/A	N/A	N/A	N/A	N/A	78000	78019
<b>2.2</b>	<b>HOME GARDENING</b>									
28.	# of CPHHs completed HG training	N/A	N/A	N/A	N/A	N/A	N/A	N/A	76000	76560
29.	# of person days HG training provided to CPHHs (basic HG + Refreshers training)	68	187	91	48.66	13500	13284	98.40	217515	217809
30.	# of CPHHs received vegetable seeds	N/A	N/A	N/A	N/A	N/A	N/A	N/A	76000	76021
31.	# of CPHHs received all tree saplings	N/A	N/A	N/A	N/A	160	173	108.13	69000	68653
32.	# of CPHHs established compost pits	0	0	19	.	850	882	103.76	70500	70334
33.	# of vegetable pits established by CPHHs	N/A	N/A	N/A	N/A	N/A	N/A	N/A	294750	296386
34.	# of plinths planted with grass / fodder	N/A	N/A	N/A	N/A	100	150	150.00	63000	62210
<b>2.3</b>	<b>LIVESTOCK</b>									
35.	# of CPHHs completed livestock training	N/A	N/A	N/A	N/A	1350	1265	93.70	78000	75901
36.	# of person days livestock training provided to CPHHs	0	463	290	62.63	15000	14457	96.38	407000	405229



# Chars Livelihoods Programme

Reducing Extreme Poverty on the Riverine Islands of North West Bangladesh

## Monthly Progress Report for February 2016

SL#	Name of the Indicators	Monthly Achievement	Quarterly			Financial Year			CLP2	
			Quarterly Target	Quarterly Achievement	%	FY Target	FY Achievement	%	CLP2 Target	CLP2 Achievement
37.	# of cattle vaccinated (4 doses)	N/A	N/A	N/A	N/A	N/A	N/A	N/A	68800	68858
38.	# of cattle de-wormed (3 doses)	280	1500	1112	74.13	5000	4915	98.30	60000	55554
39.	# of cattle artificially inseminated	126	180	206	114.44	1000	767	76.70	21300	20394
<b>2.4</b>	<b>POULTRY</b>									
40.	# of HHs received Inputs supports to model rearer	N/A	N/A	N/A	N/A	N/A	N/A	N/A	5590	5592
41.	# of CPHHs received training on backyard poultry rearing	N/A	N/A	N/A	N/A	N/A	N/A	N/A	59700	59743
42.	# of CPHHs completed training on model poultry rearing techniques	N/A	N/A	N/A	N/A	9	0	0.00	5562	5548
43.	# of person days training received by CPHHs poultry rearing training	0	300	271	90.33	2050	2006	97.85	313200	313727
44.	# of poultry vaccinators received Inputs supports for poultry vaccination	N/A	N/A	N/A	N/A	N/A	N/A	N/A	716	712
45.	# of poultry vaccinators received training on poultry vaccination techniques	N/A	N/A	N/A	N/A	N/A	N/A	N/A	800	799
<b>2.5</b>	<b>LIVESTOCK SERVICES</b>									
46.	# People completed training as Livestock Service Providers (Paravets)	N/A	N/A	N/A	N/A	N/A	N/A	N/A	324	322
47.	# of person days field training for Livestock Service Providers provided	N/A	N/A	N/A	N/A	750	756	100.80	15600	15586
48.	# of livestock vaccination camp organized at community level	N/A	N/A	N/A	N/A	20	52	260.00	410	425
<b>3.0</b>	<b>HUMAN DEVELOPMENT</b>									
<b>3.1</b>	<b>SOCIAL DEVELOPMENT</b>									
49.	# of SD groups formed	N/A	N/A	N/A	N/A	N/A	N/A	N/A	3535	3561
50.	# of female HH members benefiting from SD groups	N/A	N/A	N/A	N/A	26413	26264	99.44	26448	26264
51.	# of male HH members benefiting from SD groups	N/A	N/A	N/A	N/A	26382	26232	99.43	26417	26232



# Chars Livelihoods Programme

Reducing Extreme Poverty on the Riverine Islands of North West Bangladesh

## Monthly Progress Report for February 2016

SL#	Name of the Indicators	Monthly Achievement	Quarterly			Financial Year			CLP2	
			Quarterly Target	Quarterly Achievement	%	FY Target	FY Achievement	%	CLP2 Target	CLP2 Achievement
52.	# of CPHH members enrolled in SD groups	N/A	N/A	N/A	N/A	N/A	N/A	N/A	78000	78026
53.	# of SD groups currently active	615	615	615	100.00	615	615	100.00	615	615
54.	# of participants active within SD groups	13457	13453	13457	100.03	13590	13457	99.02	13590	13457
55.	# of person-days of SD training provided to CPHHs	42779	99966	92654	92.69	271800	385330	141.77	4659904	4755109
56.	# of person-days of selected SD training provided to non-CPHHs	13752	33056	27460	83.07	69500	135061	194.33	342880	529007
57.	# of VDCs formed	N/A	N/A	N/A	N/A	N/A	N/A	N/A	465	465
58.	# of VDCs currently active	165	165	165	100.00	165	165	100.00	165	165
59.	# of adolescent girls groups formed	N/A	N/A	N/A	N/A	N/A	N/A	N/A	459	459
60.	# of adolescent girls enrolled	N/A	N/A	N/A	N/A	N/A	N/A	N/A	9837	8880
61.	# of adolescent girls groups active	71	71	71	100.00	71	71	100.00	71	71
62.	# of adolescent boys groups formed	N/A	N/A	N/A	N/A	N/A	N/A	N/A	462	461
63.	# of adolescent boys enrolled	N/A	N/A	N/A	N/A	N/A	N/A	N/A	9952	8991
64.	# of adolescent boys groups active	70	70	70	100.00	70	70	100.00	70	70
65.	# of person days training provided for opinion leaders	N/A	N/A	N/A	N/A	N/A	N/A	N/A	2364	2406
66.	# of person days training provided for male orientation	N/A	N/A	N/A	N/A	N/A	N/A	N/A	7230	7649
67.	# of couples received 1 day orientation on gender sensitivity	N/A	N/A	N/A	N/A	4460	4460	100.00	65000	65012
68.	# of Community Melas held	N/A	N/A	N/A	N/A	N/A	N/A	N/A	165	165
69.	# of installed low-cost latrines through motivation	1585	4067	3400	83.60	0	10073	.	69110	85766
<b>3.2</b>	<b>SOCIAL PROTECTION</b>									
70.	# of community safety net recipients enrolled	N/A	N/A	N/A	N/A	N/A	N/A	N/A	3370	3800
71.	# of people currently receiving Community Safety Nets	611	611	611	100.00	612	611	99.84	615	611



# Chars Livelihoods Programme

Reducing Extreme Poverty on the Riverine Islands of North West Bangladesh

## Monthly Progress Report for February 2016

SL#	Name of the Indicators	Monthly Achievement	Quarterly			Financial Year			CLP2	
			Quarterly Target	Quarterly Achievement	%	FY Target	FY Achievement	%	CLP2 Target	CLP2 Achievement
72.	# of people receiving Incapacity & Vulnerability Grants recipients enrolled	0	0	1210	.	1000	1842	184.20	14024	13674
73.	# of people currently receiving Incapacity & Vulnerability Grants	N/A	N/A	N/A	N/A	N/A	N/A	N/A	14024	13674
74.	# of Emergency Grants provided	N/A	N/A	N/A	N/A	300	179	59.67	41300	40550
<b>3.3</b>	<b>PHC&amp;FP Project</b>									
75.	# of satellite clinics conducted	267	544	535	98.35	2176	2143	98.48	32136	33203
76.	# of patient consultations	22455	27200	44012	161.81	108800	168099	154.50	1825259	2034393
77.	# of patients from CPHHs	20945	23120	41004	177.35	92480	156846	169.60	1570393	1776774
78.	# of patients from non-CPHHs	1510	4080	3008	73.73	16320	11253	68.95	255128	257881
79.	# of Health, Nutrition and Education (HNE) sessions conducted	576	1152	1152	100.00	4608	4608	100.00	81153	85480
80.	# of participants HNE sessions	14167	23040	27848	120.87	92160	111503	120.99	1865912	2015325
81.	# of CPHH members	11317	18432	22049	119.62	73728	89266	121.07	1443439	1561945
82.	# of non-CPHH members	2850	4608	5799	125.85	18432	22237	120.64	422473	453380
<b>3.4</b>	<b>VSL Project</b>									
83.	# of core VSL groups formed	N/A	N/A	N/A	N/A	N/A	N/A	N/A	3535	3479
84.	# of female HH members benefiting from core VSL groups	N/A	N/A	N/A	N/A	53146	96623	181.81	102123	96623
85.	# of male HH members benefiting from core VSL groups	N/A	N/A	N/A	N/A	53082	96507	181.81	102001	96507
86.	# of CPHH members enrolled in core VSL groups	N/A	N/A	N/A	N/A	N/A	.	.	78000	75232
87.	# of core VSL groups active	609	609	609	100	609	609	100	609	609
88.	# of CPHH members active in core VSL groups	13388	13406	13388	99.87	13406	13388	99.87	609	609
89.	# of non-Core VSL groups formed	N/A	N/A	N/A	N/A	N/A	N/A	N/A	3535	3483
90.	# of non-CPHH members enrolled	N/A	N/A	N/A	N/A	N/A	N/A	N/A	78000	79924



# Chars Livelihoods Programme

Reducing Extreme Poverty on the Riverine Islands of North West Bangladesh

## Monthly Progress Report for February 2016

SL#	Name of the Indicators	Monthly Achievement	Quarterly			Financial Year			CLP2	
			Quarterly Target	Quarterly Achievement	%	FY Target	FY Achievement	%	CLP2 Target	CLP2 Achievement
91.	# of non-core VSL groups active	613	614	613	99.84	614	613	99.84	614	613
92.	# of non-CPHH members active in non-core VSL groups	13877	13902	13877	99.82	13902	13877	99.82	13902	13877
<b>3.5</b>	<b>Direct Nutrition Intervention Project</b>									
93.	# of pregnant women visited	1564	2001	1792	89.55	4173	4334	103.85	10971	12122
94.	# of 0-6 m children visited	2295	2482	2553	102.86	4723	4567	96.69	11616	12314
95.	# of 7-24 m children visited	6667	7130	6978	97.86	9637	9746	101.13	17234	18175
96.	# of adolescent girls visited	10042	10227	10169	99.43	11748	11702	99.60	15958	16506
97.	# of IFA tab distributed to PW	36148	107519	89294	83.05	491834	476502	96.88	1624402	1624402
98.	# of IFA tab distributed to breastfeeding women	50820	137239	123646	90.10	506227	500863	98.94	1863369	1863369
99.	# of IFA tab distributed to adolescent girls	53614	162400	134688	82.94	670176	635017	94.75	2232344	2232344
100.	# of DW doses to children of 12-59 m	N/A	N/A	N/A	N/A	20727	20727	100.00	91972	91972
101.	# of DW doses to adolescent girls	N/A	N/A	N/A	N/A	9833	9833	100.00	43134	43134
102.	# of DW doses to other household members	N/A	N/A	N/A	N/A	165552	165552	100.00	626691	626691
103.	# of MNP sachets distributed to children of 7-24 m	56310	120690	120690	100	541440	541440	100.00	120690	120690
104.	# of PW consuming adequate # of meals in a day	1517	2001	1681	84.00	4173	3923	94.01	10971	10238
105.	# of PW maintaining diet diversity	1467	2001	1641	82.00	4173	3823	91.61	10971	9628
106.	# of PW consumed adequate # of IFA tablets	1616	2001	2012	100.55	4173	4217	101.05	10971	10739
107.	# of breastfeeding women consumed adequate # of IFA tablets	2183	2482	2528	101.85	4723	4466	94.56	11616	10729
108.	# of 0-6 m Children EBF completed	226	554	487	87.91	2727	2537	93.03	10019	9033
109.	# of 7-24m children consumed adequate # of meal (24 h recall)	6386	7130	6590	92.42	9637	8899	92.34	17234	15467
110.	# of 7-24m children consumed animal food (24 h recall)	6301	7130	6484	90.94	9637	8849	91.82	17234	15256





# Chars Livelihoods Programme

Reducing Extreme Poverty on the Riverine Islands of North West Bangladesh

## Monthly Progress Report for February 2016

SL#	Name of the Indicators	Monthly Achievement	Quarterly			Financial Year			CLP2	
			Quarterly Target	Quarterly Achievement	%	FY Target	FY Achievement	%	CLP2 Target	CLP2 Achievement
111.	# of 7-24 m children consumed adequate # of MNP	1978	2663	2571	96.55	5109	4941	96.71	13997	12512
112.	# of adolescent girls consumed adequate # of meals (24 h)	9890	10227	9948	97.27	11748	11286	96.07	15958	14720
113.	# of adolescent girls consumed adequate # of IFA tablets	9815	10227	10168	99.42	11748	11616	98.88	15958	15467
114.	# of mothers of 7-24 m children washed hand with soap before feeding child (observation)	6334	7130	6528	91.56	9637	8893	92.28	17234	15344
115.	Prevalence of diarrhoea among the children visited (7 day recall)	1	0	14	.	0	97	.	0	509
116.	Total no. of people reached in any form by the nutrition project	59117	21840	21492	98.41	30281	30349	100.22	55779	59117
117.	Total no. of children reached in any form	30489	9612	9531	99.16	14360	14313	99.67	28850	30489
118.	Numbers of people reached by each specific activity	59117	21840	21492	98.41	30281	30349	100.22	55779	59117
a	Number of pregnant women	12122	2001	1792	89.55	4173	4334	103.85	10971	12122
b	Number of 0-6m children	12314	2482	2553	102.86	4723	4567	96.69	11616	12314
c	Number of 7-24m children	18175	7130	6978	97.87	9637	9746	101.13	17234	18175
d	Number of adolescent girls	16506	10227	10169	99.43	11748	11702	99.60	15958	16506
<b>4</b>	<b>MARKET DEVELOPMENT</b>									
119	# of CBC committees formed (all sectors – milk, meat and fodder)	N/A	N/A	N/A	N/A	N/A	N/A	N/A	70	70
<b>4.1</b>	<b>Milk</b>	N/A	N/A	N/A	N/A	N/A	N/A	N/A		
120	# of Milk Business Groups (MBGs) formed	N/A	N/A	N/A	N/A	N/A	N/A	N/A	120	120
121	# of business group members received milk production training	N/A	N/A	N/A	N/A	N/A	N/A	N/A	3042	3015
122	# of business group members received milk production refresher's training	N/A	N/A	N/A	N/A	N/A	N/A	N/A	2434	3030
123	# of linkage meetings carried out between MBGs and other market actors	2	2	2	100.00	38	40	105.26	550	553



# Chars Livelihoods Programme

Reducing Extreme Poverty on the Riverine Islands of North West Bangladesh

## Monthly Progress Report for February 2016

SL#	Name of the Indicators	Monthly Achievement	Quarterly			Financial Year			CLP2	
			Quarterly Target	Quarterly Achievement	%	FY Target	FY Achievement	%	CLP2 Target	CLP2 Achievement
124	# of new households in MBGs received loans for milk production	16	30	22	73.33	266	223	83.83	600	1074
<b>4.2</b>	<b>Integrated Meat and Fodder Project</b>									
125	# of Livestock Business Groups (LBGs) formed	N/A	N/A	N/A	N/A	N/A	N/A	N/A	96	96
126	# of business group members received meat production training	N/A	N/A	N/A	N/A	202	202	100.00	2652	2652
127	# of business group members received meat production refresher's training	N/A	N/A	N/A	N/A	N/A	N/A	N/A	2122	2667
128	# of linkage meetings carried out between LBGs and other market actors	0	2	0	0.00	48	48	100.00	1300	1325
129	# of new households in LBGs received loans for meat production	0	10	0	0.00	30	64	213.33	600	708